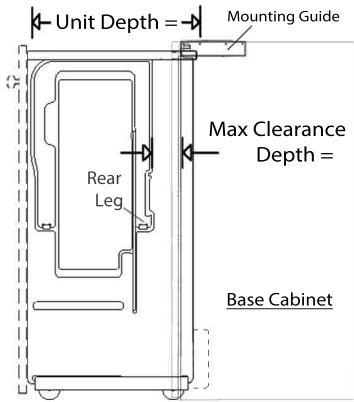
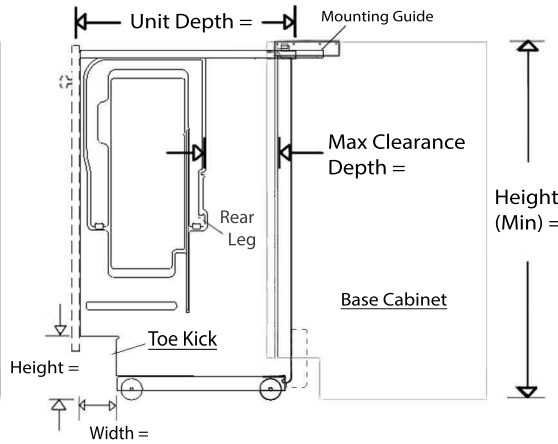


STEP 180 SOLO - SPECIFICATIONS

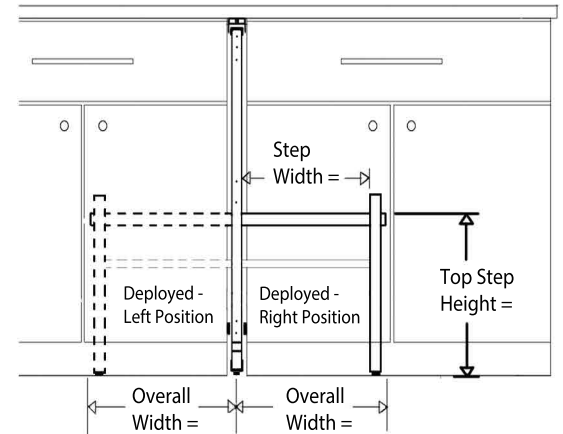
SIDE VIEW - Extended & Closed Position (16" & 18" Models)



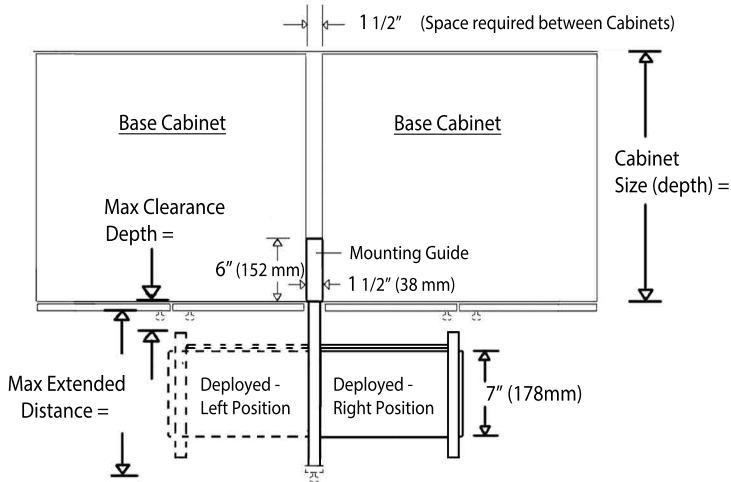
SIDE VIEW - Extended & Closed Position (21" & 23" Models)



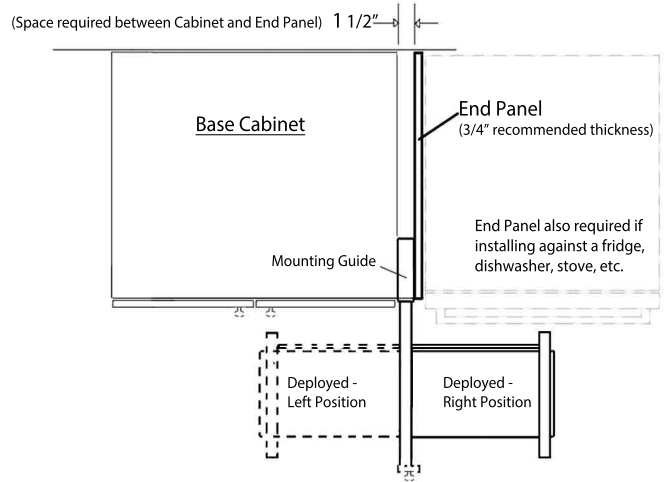
FRONT VIEW - Extended And Deployed Positions



TOP VIEW - Mounted Between Base Cabinet & 2nd Base Cabinet



TOP VIEW - Mounted Between Base Cabinet & End Panel



STEP 180 SOLO

Cabinet Size (Depth)

(Generally Designed For):

Cabinet Space requirements:

Width (between cabinets) _____
Height (Minimum) _____
Unit Depth _____

Step Units Deployed Clearances:

Max Clearance Depth* (From Cabinet Frame)
*Measurement does not include the thickness of the Cabinet door

Max Extended Distance (From Cabinet)

Overall Width (From Center Of Unit)

Step Width (Usable) _____

Top Step Depth _____

Top Step Height _____

Toe Kick (Height
x Depth)

Weight (Step Unit) _____

Weight Limit (Duty Rating) _____

Country of Origin _____

34" (860 mm) tall models

16" (Built-in Closets)	18" (Bathroom & Built-in Closets)	21" (US Bath & Intl Kitchens)	23" (US Kitchen "High Clearance")
1 1/2" (38 mm)			
33 7/8" (860 mm) or (34 1/2" (875 mm) w/ Touch-to-Open option)			
16" (406mm)	17 7/8" (454mm)	20 7/8" (530 mm)	23" (584 mm)
2" (51 mm)	3 1/2" (89 mm)	7" (178 mm)	8 1/2" (216 mm)
14" (356 mm)	15 5/8" (397 mm)	18 1/2" (470 mm)	20 3/4" (527 mm)
17" (432 mm)			
15 1/4" (387 mm)			
7" (178 mm)			
13 3/4" (350 mm)			
N/A	N/A	6" (152 mm) x 3 3/8" (86 mm)	6" (152 mm) x 3 3/8" (86 mm)
12 lbs (5.4 kg)	13 lbs (5.9 kg)	16 lbs (7.3 kg)	17 lbs (7.7 kg)
200 lbs (90.7 kg)			

Designed and Manufactured in the USA

30" (762 mm) tall models

16" (Built-in Closets)	18" (Kids Bathroom & Built-in Closets)	21" (ADA Kitchen (Kids Bathroom Intl Kitchens)	23" (ADA Kitchen "High Clearance")
1 1/2" (38 mm)			
30" (762 mm) or (30 5/8" (778 mm) w/ Touch-to-Open)			
16" (406mm)	17 7/8" (454mm)	20 7/8" (530 mm)	23" (584 mm)
2" (51 mm)	3 1/2" (89 mm)	7" (178 mm)	8 1/2" (216 mm)
14" (356 mm)	15 5/8" (397 mm)	18 1/2" (470 mm)	20 3/4" (527 mm)
15" (381 mm)			
13 1/4" (337 mm)			
7" (178 mm)			
12" (305 mm)			
N/A	N/A	6" (152 mm) 3 3/8" (86 mm)	6" (152 mm) x 3 3/8" (86 mm)
11 lbs (5.0 kg)	12 lbs (5.4 kg)	14 lbs (6.4 kg)	15 lbs (6.8 kg)
200 lbs (90.7 kg)			

Does Not Include Toe Kick, Face Panel, Pull Handle Or Cabinets

Patented Product